










WINTER SAFETY

EQUIPMENT SLIPS AND FALLS

-  **Survey the area for ice or snow slip and fall hazards. Use a flashlight during low light periods.**
-  **Park equipment in areas where the snow and ice have been properly removed to help ensure a safe area to mount or dismount the equipment.**
-  **Look before you step- identify hazards such as icy surfaces, uneven surfaces, “clumps” of snow or ice.**
-  **Maintain steps, walkways and other walking surfaces free of snow and ice.**
-  **Maintain handrails and other handholds free of snow and ice.**
-  **Wear gloves to help improve your grip on cold and potentially icy handholds.**
-  **Wear boots with good traction for winter months. Maintain your boot soles free of snow and ice.**
-  **Wear comfortable and warm clothing that does not restrict your body movements.**



Rockwood Casualty Insurance Company (Rockwood) may provide safety management services to its insureds in order to reduce the risk of loss that may lead to insurance claims. The information and advice we provide is not intended to include all possible safety measures and controls. Rockwood does not warrant that losses and claims will be avoided or mitigated if our recommendations are followed. The safety management services we provide do not relieve the insured of its own duties and obligations with regard to safety matters, nor does Rockwood guarantee to the insured or others that the insured's property and/or operations are safe, healthful, or in compliance with applicable laws, regulations or standards. The insured remains responsible for its own operations, safety practices and procedures and should consult with legal counsel and safety professionals, of its own choosing, as it deems appropriate.

Safety Tip # 027
11-07-07